



財務摘要

Financial Highlights

綜合 CONSOLIDATED

港幣千元單位列示 Expressed in thousands of Hong Kong dollars

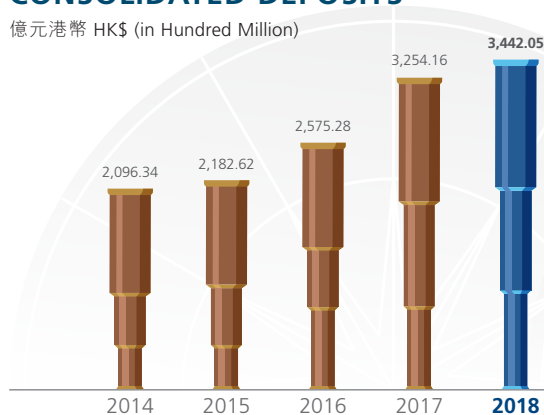
		2018	2017	增加／(減少) Increase/(Decrease)	
溢利	Total Profit	3,977,500	3,256,232	721,268	22.15%
資本總額	Total Equity	55,194,803	52,089,080	3,105,723	5.96%
存款總額	Total Deposits	344,204,939	325,415,639	18,789,300	5.77%
總資產	Total Assets	466,021,705	435,062,138	30,959,567	7.12%
平均資產回報率	Return On Average Assets	0.76%	0.77%	–	–
平均資本回報率	Return On Average Equity	7.74%	7.42%	–	–

5年財務概要

5-Year Financial Statistics

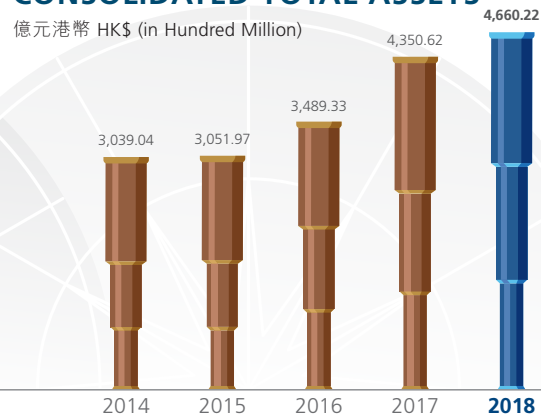
綜合各項存款 CONSOLIDATED DEPOSITS

億元港幣 HK\$ (in Hundred Million)



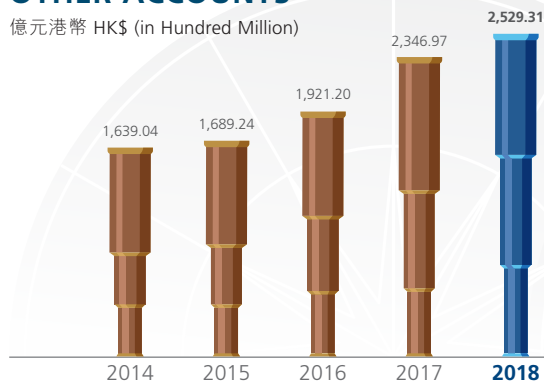
綜合總資產 CONSOLIDATED TOTAL ASSETS

億元港幣 HK\$ (in Hundred Million)



綜合各項貸款及其他賬項 CONSOLIDATED ADVANCES & OTHER ACCOUNTS

億元港幣 HK\$ (in Hundred Million)



綜合資本總額 CONSOLIDATED TOTAL EQUITY

億元港幣 HK\$ (in Hundred Million)

