

財務摘要

Financial Highlights

綜合 CONSOLIDATED

港幣千元單位列示 Expressed in thousands of Hong Kong dollars

		2015	2014	增加／(減少)	
				Increase/(Decrease)	
溢利	Total Profit	2,896,777	2,751,499	145,278	5.28%
股東資金	Total Shareholders' Funds	37,098,770	34,894,844	2,203,926	6.32%
存款總額	Total Deposits	218,261,983	209,633,935	8,628,048	4.12%
總資產	Total Assets	305,196,793	303,904,253	1,292,540	0.43%
平均資產回報率	Return On Average Assets	0.95%	0.94%	–	–
平均股東資金回報率	Return On Average Shareholders' Funds	8.05%	8.19%	–	–

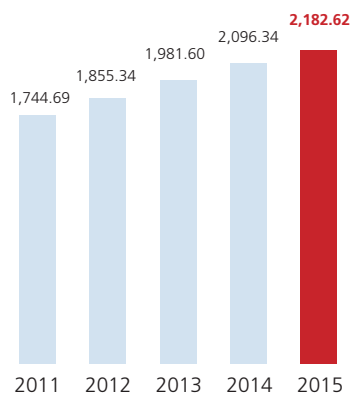
5年財務概要

5-Year Financial Statistics

綜合各項存款

CONSOLIDATED DEPOSITS

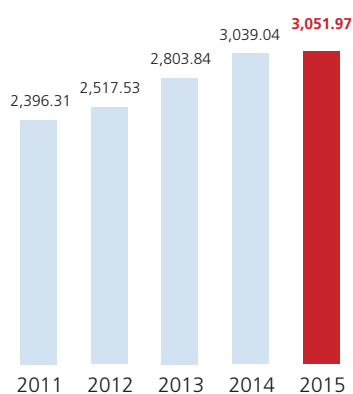
億元港幣HK\$ (in Hundred Million)



綜合總資產

CONSOLIDATED TOTAL ASSETS

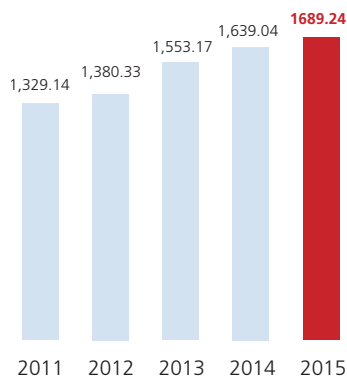
億元港幣HK\$ (in Hundred Million)



綜合各項貸款及其他賬項

CONSOLIDATED ADVANCES & OTHER ACCOUNTS

億元港幣HK\$ (in Hundred Million)



綜合股東資金

CONSOLIDATED SHAREHOLDERS' FUNDS

億元港幣HK\$ (in Hundred Million)

